



MISSION:
the Underground Affair



Nikki Lange and Steve Snyder
Illustrated by Kevin Schmid



Columbus, Toronto

10 9 8 7 6 5 4 3 2 1

Published 2004 by Brighter Kids, a division of Brighter Child Interactive, LLC, 651 C Lakeview Plaza Boulevard, Worthington, Ohio 43085

Illustrations © 2004 Brighter Kids

Brighter Kids, Learning Through Exploration and colophon are registered trademarks of BCI, LLC.

© Miramax Film Corp. 2004. SPY KIDS™ is a trademark and exclusive property of Miramax Film Corp. under license from Dimension Films, a division of Miramax Film Corp. All rights reserved.

Distributed by Brighter Kids, Brighter Child Interactive, LLC
651 C Lakeview Plaza Boulevard, Worthington, Ohio 43085


www.brighterkids.net

Manufactured in the United States of America
All rights reserved.

ISBN 1-57791-057-5

MISSION INDEX

Mission 1: Crossword	4
Mission 2: Number Block	6
Mission 3: Word Ladder	8
Mission 4: Maze	10
Mission 5: Fallen Phrase	12
Mission 6: Math Crossword	14
Mission 7: Double Double Puzzle	16
Mission 8: Word Values	18
Mission 9: Number Trail	20
Mission 10: Phone Trace	22
Mission 11: Word Merge	24
Mission 12: Mapping	26
Mission 13: Word Search	28
Mission 14: Number Code	30
Mission Control	32



MISSION 1



Directions:


Fill in all the blanks correctly and copy the letters in the squares containing shapes to the shapes at the bottom of the page. Make sure the shapes match!

ACROSS

1. Below the Earth's surface
4. Official head of a city
6. Passage through a mountain
8. How you go up and down in a building
9. The middle of an apple
11. A buddy, pal or amigo
13. Burrowing mammal
14. Fortune tellers use a _____ ball

DOWN

2. Soil or ground
3. Not the same
4. To dig for ore
5. Power that comes from an outlet
7. Very pretty
10. The third planet from the sun
12. Store grain in this tall round building.



CODE:



MISSION 2

Directions:

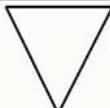



Fill in the missing numbers. All of the missing numbers follow these rules.

1. The missing numbers are integers between 0 and 9.
2. In each row (across) the numbers total the number listed to the right.
3. In each column (up and down) the numbers total the number listed at the bottom.
4. The diagonals from the upper left to the lower right and from lower left to upper right total the number listed diagonally from the end.

When you've finished the puzzle, copy the numbers in the shapes to the matching shapes at the bottom of the page for the code to this mission.



14

1	7			21
	7		9	29
	0	2	6	15
0		1		6
12	14	20	25	15

CODE:




MISSION 3

Directions:

In four steps change the word "MAPS" to "FILE." In each step you can only change one letter of the word. Choose from the list of words below to fill in the blanks as you work your way through this puzzle.

Fill in all the blanks correctly and there will be one word remaining. That word is your code for this mission.

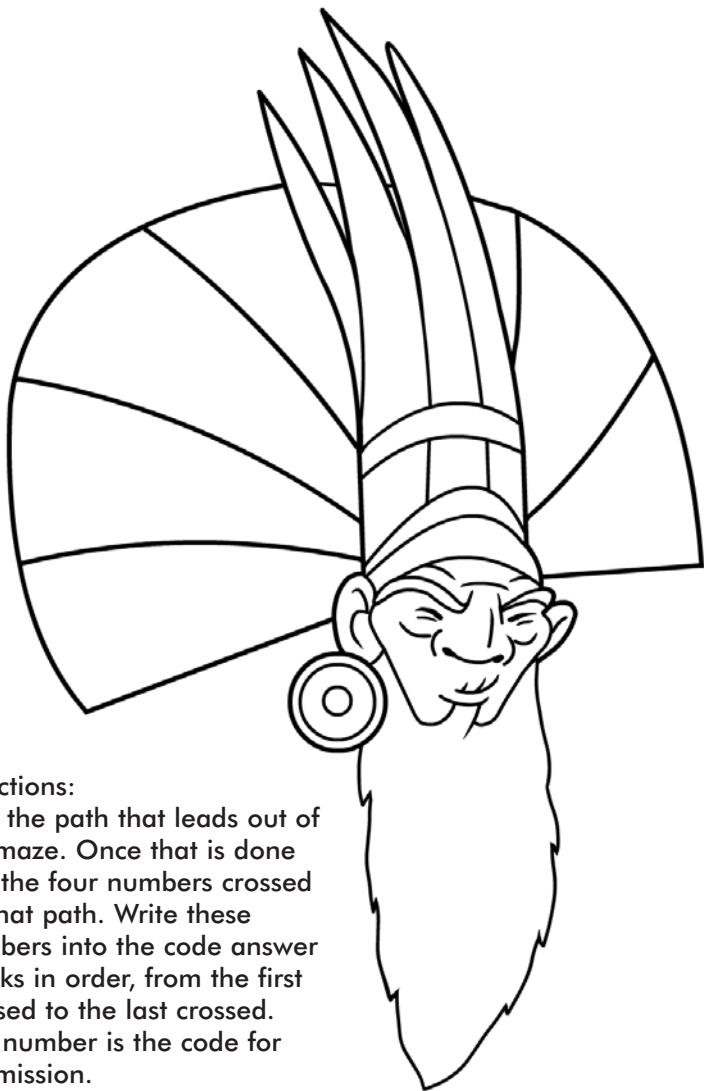
MOPS
MASS
MOPE
MOLE
MILE



M	A	P	S
F	I	L	E

CODE: _____

MISSION 4



Directions:

Find the path that leads out of the maze. Once that is done find the four numbers crossed on that path. Write these numbers into the code answer blanks in order, from the first crossed to the last crossed. This number is the code for the mission.

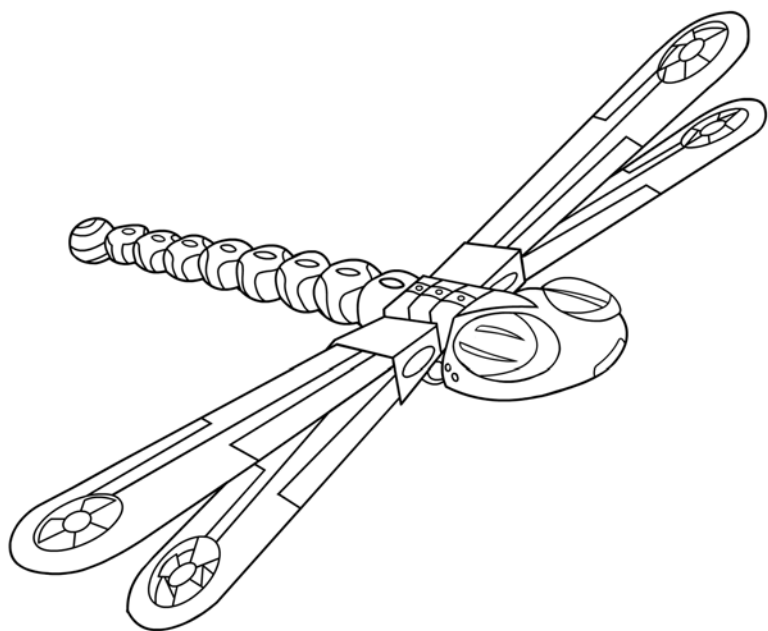
MISSION 5

Directions:

All of the letters to this secret message have fallen into the letter list below it. Fill in the blanks using those letters.

The letters for column 1 of the puzzle are in column 1 of the letter list. Each letter is only used once so mark them off as you use them. A few letters have been provided for you.

Decode the message correctly, then copy the letters in the squares containing shapes to the matching shapes at the bottom of the page. This is the code for the mission.



[illegible]


					S		T					
			V	P	R		U		E			
B	R	O	I	O	R	L	A	H	A	T		
O	Y	E	W	I	G	E	D	V	I	D	Y	
A	N	T	S	E	I	R	S	S	E	L	L	




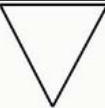
MISSION 6

Directions:


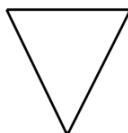

Use the numbers 1 through 9 to complete the equations on the next page. Each number is used only once and the numbers 1, 3, 5 and 7 have been given as clues to the solution. Each row and each column is a math equation. **Remember that multiplication and division are always performed before addition or subtraction.**

When you have filled in all the numbers correctly, copy the numbers from the squares containing shapes to the matching shapes at the bottom of the page. This is the code for the mission.



3	-		-	1	0
X		-		X	
7	+		+		22
+		X		+	
	-		X	5	-36
25		-46		14	

CODE:



MISSION 7

Directions:

Unscramble each of the clue words. Next, take the letters in the circle blocks and use those letters to unscramble the final word.

When you have filled in all the words, copy the letters from the squares containing shapes on the puzzles to the matching shapes at the bottom of the page. This is the code for the mission.

TMOHN

		○		
--	--	---	--	--

HASFT

		○		○
--	--	---	--	---

GLAHU

○				
---	--	--	--	--

DRUON

	○			
--	---	--	--	--

○ C	◇	○ O				
--------	---	--------	--	--	--	--

PEIPS

--	--	--	--	--

SCEVA

	○			
--	---	--	--	--


CRTAK

○	○			
---	---	--	--	--

ROPWE

			○	
--	--	--	---	--

B	▽	△	T			Y
---	---	---	---	--	--	---



CODE:



MISSION 8

Directions:

Use the table to the right to give number values to all of the words in the three problems on the following page. Take the assigned value for each of the letters of each word and add them together, then answer the questions.

Example: plane is equal to 1 (p) + 2 (l) + 1 (a) + 4 (n) + 5 (e)
or $1 + 2 + 1 + 4 + 5 = 13$

When you have finished, use the word which has the smallest numeric value as your code.



A=1	B=2	C=3	D=4	E=5	F=1	G=2
H=3	I=4	J=5	K=1	L=2	M=3	N=4
O=5	P=1	Q=2	R=3	S=4	T=5	U=1
	V=2	W=3	X=4	Y=5	Z=1	

1. What is the difference between **feel** and **fall**? _____
 f e e l = _____ f a l l = _____

2. How much are these words worth?
 p o u n d = _____
 c e n t s = _____
 c o i n s = _____

Now write these three words in order from least to greatest.

3. Are **fast** and **quick** the same? Circle one: YES NO
 f a s t = _____ q u i c k = _____

CODE: _____

MISSION 9

Directions:

Perform the math operations for each of the following problems from left to right. Write the final answer for that set of problems in the blank space to the right. That number is equal to the letter to the right of it. Use these letters to decode the word on the next page.

When you have filled in the word correctly, copy the letters from the squares containing shapes on the puzzles to the matching shapes at the bottom of the page. This is the code for the mission.

39	+31	-55	-12	+24	+19
----	-----	-----	-----	-----	-----

 = ____ = E

93	-85	+15	+35	-7	+26
----	-----	-----	-----	----	-----

 = ____ = G

52	+20	-49	-21	+31	-13
----	-----	-----	-----	-----	-----

 = ____ = T






21	-9	+33	-12	+61	-25
----	----	-----	-----	-----	-----

 = ____ = N

96	-75	+32	+45	-60	+18
----	-----	-----	-----	-----	-----

 = ____ = A



				
56	77	46	69	20

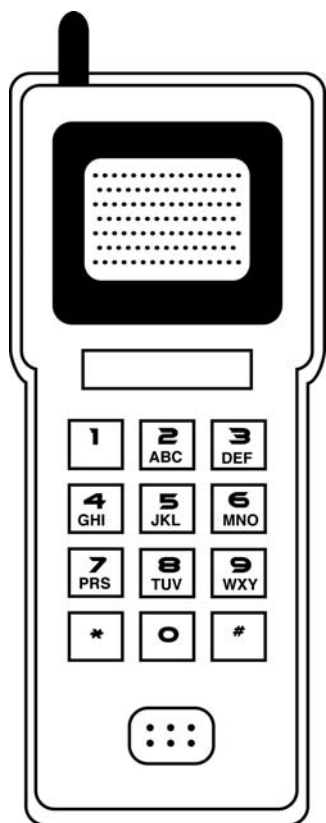
CODE:



MISSION 10


Directions:

Use the phone key pad to break this code. The numbers of the phone pad each have letters assigned to them. 2 has the letters A, B and C. The number before the period indicates the number on the pad. The number after the period tells which of the three letters assigned to that number to use. Example: 2.1=A, 2.2=B and 2.3=C.



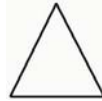
When all the blanks are filled in, copy the numbers from the squares with shapes in them to the matching shapes at the bottom of the page. This is the code for the mission.






-


6.1, 6.3, 5.3, 3.2-6.1, 3.2, 6.2



2.3, 6.3, 3.1, 3.2, 7.3


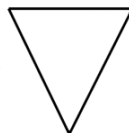



2.3, 2.1, 7.2, 6.1, 3.2, 6.2



3.3, 5.3, 4.3, 4.1, 4.2, 8.1

CODE:



MISSION 11

Directions:

Each of the letter groups on the opposite page is actually two related words that have been “mingled” together. The letters of each of the words are in the correct order. Use the clue to figure out which letters go with which words. The word that is left is your answer. Example: *Remove the mammal but leave the bird.* WDOULCFK becomes ~~W~~~~D~~~~O~~~~U~~~~L~~~~C~~~~F~~~~K~~; then take out WOLF which leaves DUCK.

Take the last letter of each of your answers and write them in order in the spaces at the bottom of the page to reveal the code for this mission.



1. *Remove the cipher but leave what it forms.*

COWODRED _____

2. *Remove the trail but leave what is done on it.*

HIPATKEH _____

3. *Remove what is dug but leave the animal.*

DMOILRET _____

4. *Remove its home but leave the animal.*

BCAEAYER _____

CODE: _____

MISSION 12

Directions:

Find the treasure to get the correct code for this mission.

Start at the DragonSpy and use the compass to make sure you are moving in the right direction. Follow the directions below and when you have completed them you will be at the correct marker. The four digit number below the marker is the code for this mission!

DIRECTIONS

N three blocks


SW two blocks

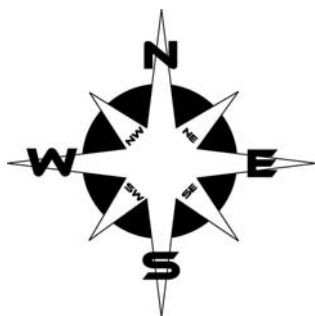
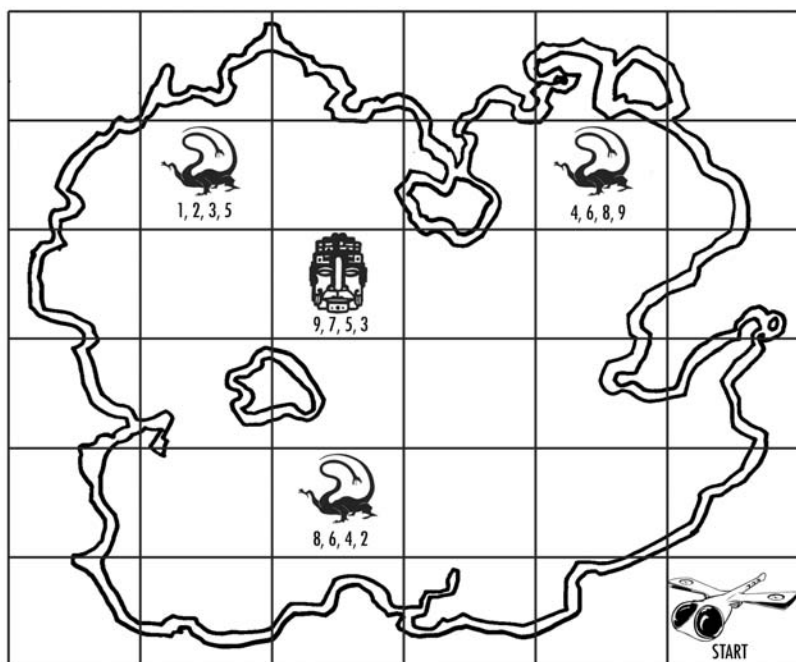
S one block

E one block

NW four blocks

E four blocks





CODE:

MISSION 13

Directions:

Circle the words hidden in the letters to the right. When you have found all of the words, start at the upper left and copy the letters that have not been used into the spaces for the "secret message." There will be extra letters left over.

When all the blanks are filled in, copy the numbers from the squares with shapes in them to the matching shapes at the bottom of the page. This is the code for the mission.



ALLIGATOR

CHEETAH

EAGLE

FALCON

GIRAFFE

KANGAROO

MONKEY

PANTHER

TIGER

WOLF

BEAR

COBRA

ELEPHANT

FOX

GORILLA

KOALA

MOOSE

PARROT

WALRUS

ZEBRA

CAMEL

DOLPHIN

EMU

GAZELLE

HYENA

LION

PANDA


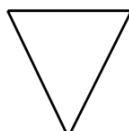

PENGUIN

WHALE

T H E C Y L P O M H O Y K T O
 E F F A R I G E A O E L N G O
 N W I M K E S T N K O A M O R
 O O L E M U E E N G H S X R A
 S L C L R E E O S P U O E I G
 S F E L H A M M E A F I A L N
 P M A C A Z C L A R E N N L A
 A W G X J F E L D B E O E A K
 N O L A H T L Y A O J T Y G O
 T L E C D I O L V C L Y H L J
 H K F O G N A R A E B P D Z A
 E X C A Y O A Q R E L A H W R
 R G T N K J N P U A Y C K I E
 B O E L L E Z A G H P L I O N
 R N C T I G E R Z E B R A R G



CODE:



MISSION 14

Directions:

Trial and error and pattern recognition will help you break open this final mission. On the following page are two encrypted (coded) messages using numbers to represent letters. Decipher the messages using the four letter clues that are given. Each number (1-26) will stand for only one letter. For example 9=R.

Once you have decoded the messages, use the code key to decipher the code for this mission at the bottom of the next page.



CODE KEY

A	B	C	D	E	F	G	H	I	J	K	L	M
				18								2
N	O	P	Q	R	S	T	U	V	W	X	Y	Z
				9	11							

									E		
			16	10	1	20		13	12	18	
			S				E				
			11	13	3	4	18	1			
	R	E									.
3	9	18		7	15	10	22	6	4	23	.

			M			E		M	E			
			2	3	4	18		2	18	1		
							E					
					20	19	18	4	4			
			E	R		R						.
15	1	20	18	9	14	9	3	15	1	20	.	


CODE:

		S	
8	15	11	13

Need a little help with one of the puzzles? A puzzle key can be found online at:

www.brighterkids.net/spykids/puzzles

Watch for these other great
Spy Kids™ Adventures from Brighter Kids!



LEARNING THROUGH EXPLORATION™
